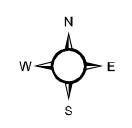


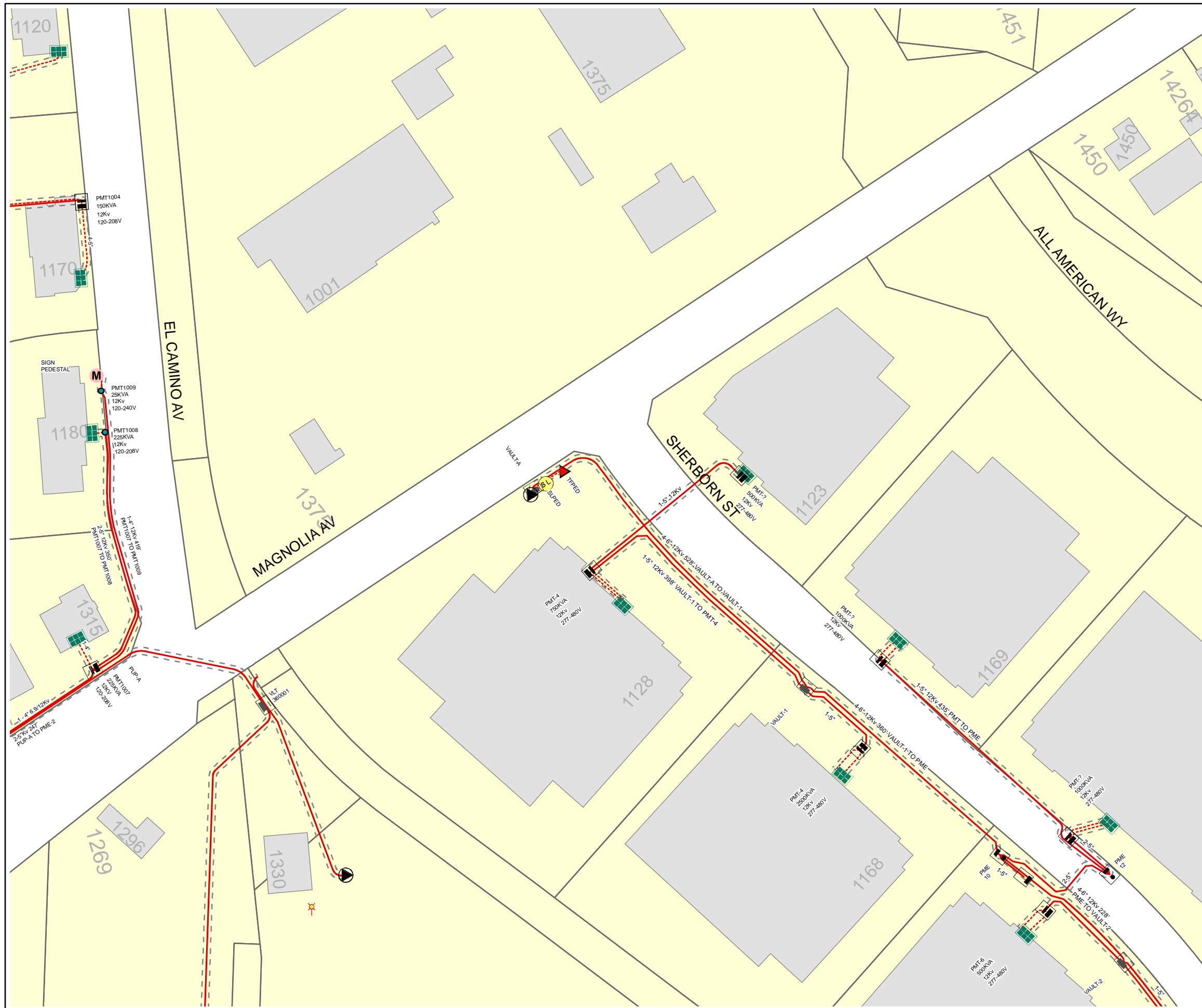
Legend

	Transformer Slab		Hand Hole
	CapBank Slab		Traffic Signal Pedestal
	Capbank Pad		Street Light Pedestal
	PME		Meter - Commercial
	Vault		Meter - Gate
	Manhole		Meter - House Meter
	SOE		Meter - Street Light
	BURD		Meter - Residential
	ELSP, VALUT		Cap
	Pull Box		Flare

Distribution
 Secondary Distribution
 Power & Communication
 Communication

- Electrical Distribution System
Equipment Numbering Protocol**
- Substation Identifier**
- 1 - Dos Lagos
 - 2 - Crossings
 - 3 - Corona Pointe
 - 4 - Sunkist
- Equipment Identifier**
- 05 - 15kV Metering Switchgear (SWG)
 - 10 - Gas Switch (GS)
 - 15 - PME Switch (PME)
 - 20 - PMT Transformer (PMT)
 - 25 - Burd Transformer (BT)
 - 26 - Potential Transformer (PT)
 - 27 - Current Transformer (CT)
 - 28 - Control Power Transformer (CPT)
 - 30 - Burd Switch (BS)
 - 35 - Cap Bank (CAP)
 - 40 - Vacuum Fault Interrupter (VFI)
 - 45 - Automatic Recloser (AR)
 - 50 - Load Break Fuse (LBF)
- Structure Identifier**
- 55 - Concrete Pad (PAD)
 - 60 - Vault (VLT)
 - 65 - PME Structure (PME)
 - 70 - Slab Box (SLB)
 - 75 - Transformer Pad (PAD)
 - 80 - Burd Enclosure (BE)
 - 85 - Cap Pad (PAD)
 - 90 - VFI Structure (VFI)
 - 91 - Surface Operable Enclosure (SOE)
 - 92 - Pull Box (PB)
 - 93 - Splice Box (SB)
 - 94 - Hand Hole (HH)
 - 95 - Wood Pole (WP)
 - 96 - Manhole (MH)





Legend

- | | | | |
|--|------------------|--|-------------------------|
| | Transformer Slab | | Hand Hole |
| | CapBank Slab | | Traffic Signal Pedestal |
| | Capbank Pad | | Street Light Pedestal |
| | PME | | Meter - Commercial |
| | Vault | | Meter - Gate |
| | Manhole | | Meter - House Meter |
| | SOE | | Meter - Street Light |
| | BURD | | Meter - Residential |
| | ELSP, VALUT | | Cap |
| | Pull Box | | Flare |
-
- Distribution
 - Secondary Distribution
 - Power & Communication
 - Communication

**Electrical Distribution System
Equipment Numbering Protocol
Substation Identifier**

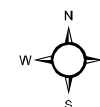
- 1 - Dos Lagos
- 2 - Crossings
- 3 - Corona Pointe
- 4 - Sunkist

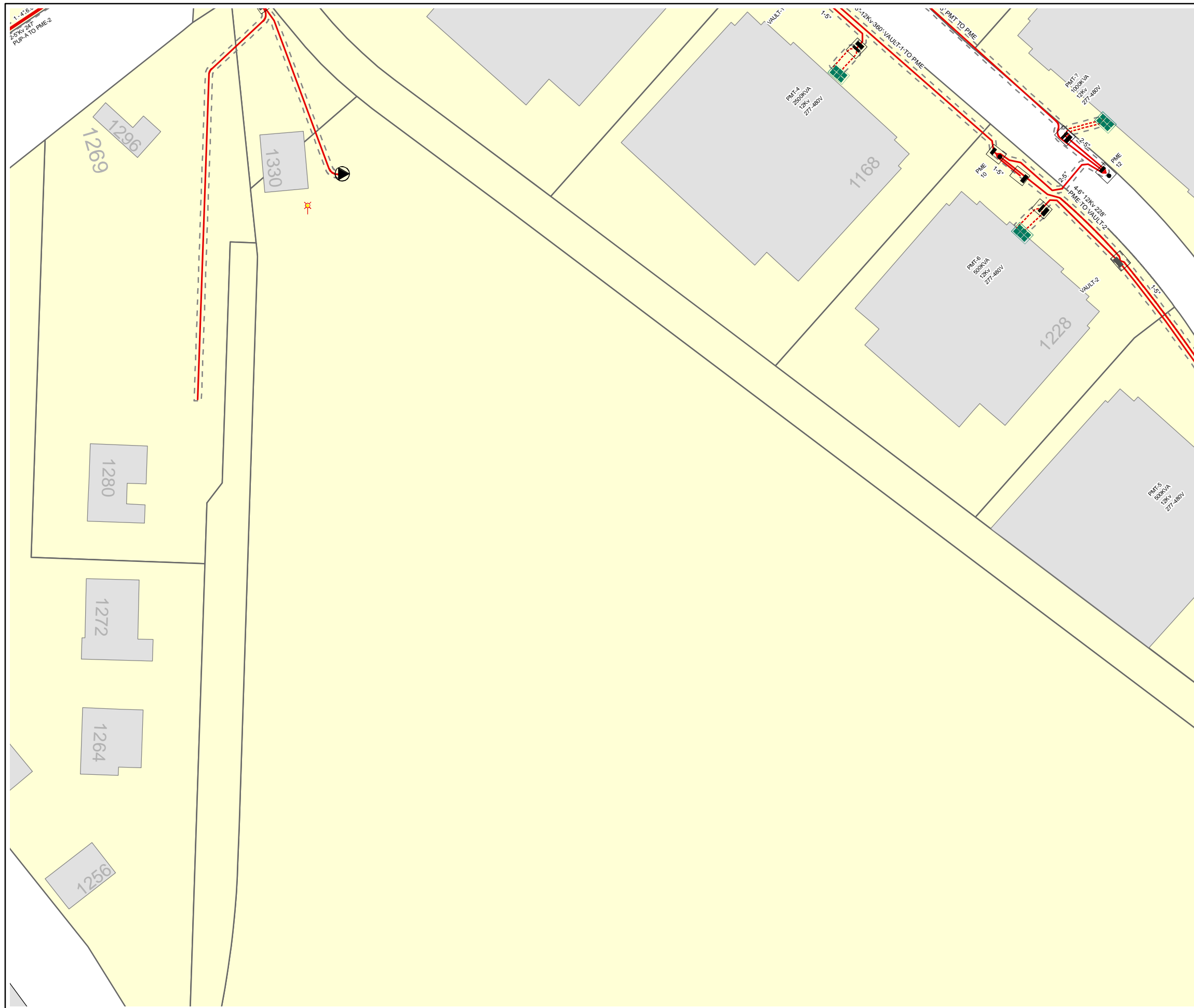
Equipment Identifier

- 05 - 15kV Metering Switchgear (SWG)
- 10 - Gas Switch (GS)
- 15 - PME Switch (PME)
- 20 - PMT Transformer (PMT)
- 25 - Burd Transformer (BT)
- 26 - Potential Transformer (PT)
- 27 - Current Transformer (CT)
- 28 - Control Power Transformer (CPT)
- 30 - Burd Switch (BS)
- 35 - Cap Bank (CAP)
- 40 - Vacuum Fault Interrupter (VFI)
- 45 - Automatic Recloser (AR)
- 50 - Load Break Fuse (LBF)

Structure Identifier

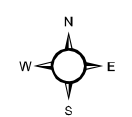
- 55 - Concrete Pad (PAD)
- 60 - Vault (VLT)
- 65 - PME Structure (PME)
- 70 - Slab Box (SLB)
- 75 - Transformer Pad (PAD)
- 80 - Burd Enclosure (BE)
- 85 - Cap Pad (PAD)
- 90 - VFI Structure (VFI)
- 91 - Surface Operable Enclosure (SOE)
- 92 - Pull Box (PB)
- 93 - Splice Box (SB)
- 94 - Hand Hole (HH)
- 95 - Wood Pole (WP)
- 96 - Manhole (MH)

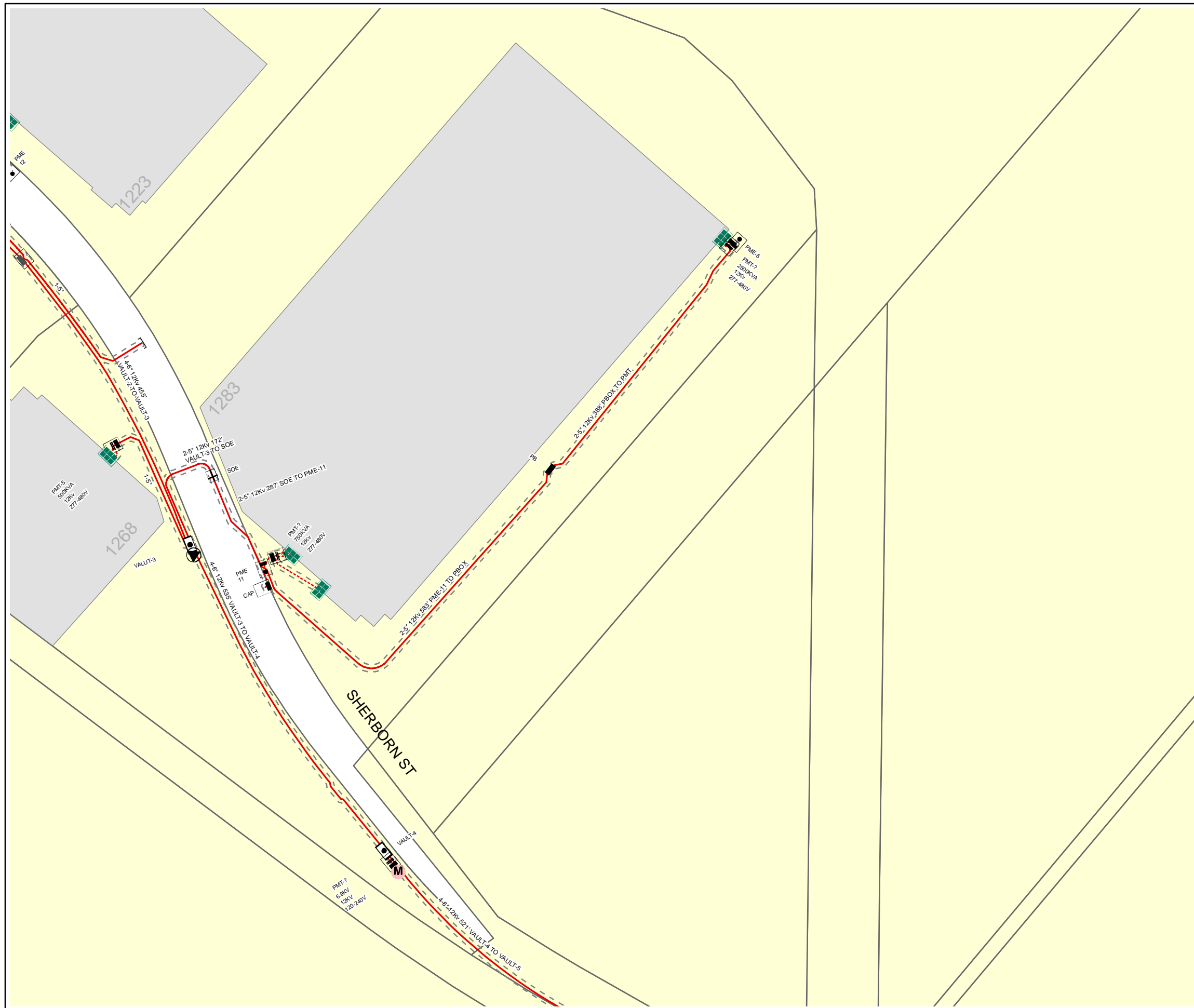




- ### Legend
- | | | | |
|--|------------------|--|-------------------------|
| | Transformer Slab | | Hand Hole |
| | CapBank Slab | | Traffic Signal Pedestal |
| | Capbank Pad | | Street Light Pedestal |
| | PME | | Meter - Commercial |
| | Vault | | Meter - Gate |
| | Manhole | | Meter - House Meter |
| | SOE | | Meter - Street Light |
| | BURD | | Meter - Residential |
| | ELSP, VALUT | | Cap |
| | Pull Box | | Flare |
- Distribution
— Secondary Distribution
— Power & Communication
— Communication

- ### Electrical Distribution System Equipment Numbering Protocol
- Substation Identifier**
- 1 - Dos Lagos
 - 2 - Crossings
 - 3 - Corona Pointe
 - 4 - Sunkist
- Equipment Identifier**
- 05 - 15kV Metering Switchgear (SWG)
 - 10 - Gas Switch (GS)
 - 15 - PME Switch (PME)
 - 20 - PMT Transformer (PMT)
 - 25 - Burd Transformer (BT)
 - 26 - Potential Transformer (PT)
 - 27 - Current Transformer (CT)
 - 28 - Control Power Transformer (CPT)
 - 30 - Burd Switch (BS)
 - 35 - Cap Bank (CAP)
 - 40 - Vacuum Fault Interrupter (VFI)
 - 45 - Automatic Recloser (AR)
 - 50 - Load Break Fuse (LBF)
- Structure Identifier**
- 55 - Concrete Pad (PAD)
 - 60 - Vault (VLT)
 - 65 - PME Structure (PME)
 - 70 - Slab Box (SLB)
 - 75 - Transformer Pad (PAD)
 - 80 - Burd Enclosure (BE)
 - 85 - Cap Pad (PAD)
 - 90 - VFI Structure (VFI)
 - 91 - Surface Operable Enclosure (SOE)
 - 92 - Pull Box (PB)
 - 93 - Splice Box (SB)
 - 94 - Hand Hole (HH)
 - 95 - Wood Pole (WP)
 - 96 - Manhole (MH)

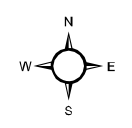


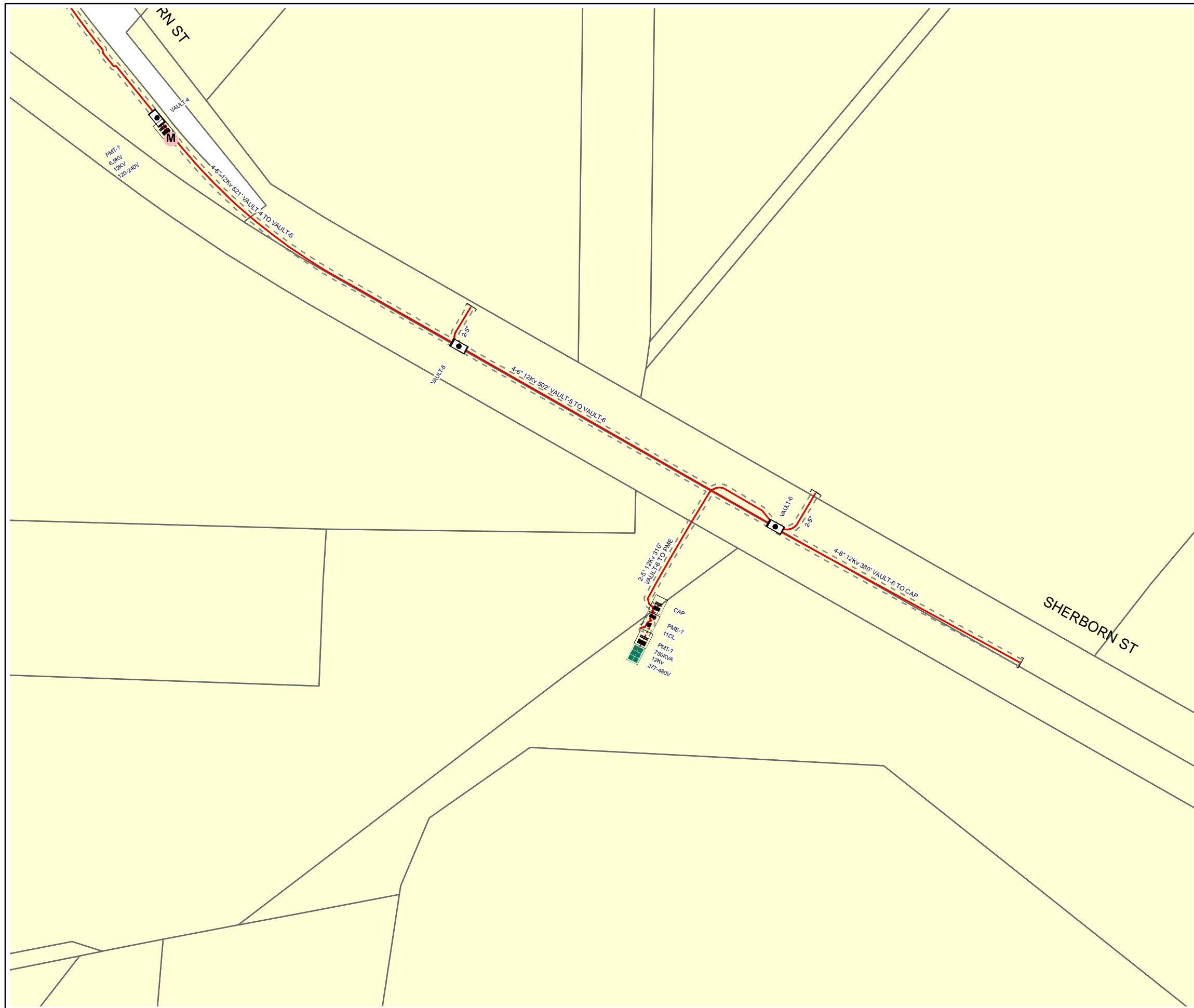


- ### Legend
- | | | | |
|--|------------------|--|-------------------------|
| | Transformer Slab | | Hand Hole |
| | CapBank Slab | | Traffic Signal Pedestal |
| | Capbank Pad | | Street Light Pedestal |
| | PME | | Meter - Commercial |
| | Vault | | Meter - Gate |
| | Manhole | | Meter - House Meter |
| | SOE | | Meter - Street Light |
| | BURD | | Meter - Residential |
| | ELSP, VALUT | | Cap |
| | Pull Box | | Flare |
- Distribution
 Secondary Distribution
 Power & Communication
 Communication

**Electrical Distribution System
Equipment Numbering Protocol**

- Substation Identifier**
- 1 - Dos Lagos
 - 2 - Crossings
 - 3 - Corona Pointe
 - 4 - Sunkist
- Equipment Identifier**
- 05 - 15kV Metering Switchgear (SWG)
 - 10 - Gas Switch (GS)
 - 15 - PME Switch (PME)
 - 20 - PMT Transformer (PMT)
 - 25 - Burd Transformer (BT)
 - 26 - Potential Transformer (PT)
 - 27 - Current Transformer (CT)
 - 28 - Control Power Transformer (CPT)
 - 30 - Burd Switch (BS)
 - 35 - Cap Bank (CAP)
 - 40 - Vacuum Fault Interrupter (VFI)
 - 45 - Automatic Recloser (AR)
 - 50 - Load Break Fuse (LBF)
- Structure Identifier**
- 55 - Concrete Pad (PAD)
 - 60 - Vault (VLT)
 - 65 - PME Structure (PME)
 - 70 - Slab Box (SLB)
 - 75 - Transformer Pad (PAD)
 - 80 - Burd Enclosure (BE)
 - 85 - Cap Pad (PAD)
 - 90 - VFI Structure (VFI)
 - 91 - Surface Operable Enclosure (SOE)
 - 92 - Pull Box (PB)
 - 93 - Splice Box (SB)
 - 94 - Hand Hole (HH)
 - 95 - Wood Pole (WP)
 - 96 - Manhole (MH)





Legend

	Transformer Slab		Hand Hole
	CapBank Slab		Traffic Signal Pedestal
	Capbank Pad		Street Light Pedestal
	PME		Meter - Commercial
	Vault		Meter - Gate
	Manhole		Meter - House Meter
	SOE		Meter - Street Light
	BURD		Meter - Residential
	ELSP, VALUT		Cap
	Pull Box		Flare

Distribution
 Secondary Distribution
 Power & Communication
 Communication

Electrical Distribution System Equipment Numbering Protocol

Substation Identifier

- 1 - Dos Lagos
- 2 - Crossings
- 3 - Corona Pointe
- 4 - Sunkist

Equipment Identifier

- 05 - 15kV Metering Switchgear (SWG)
- 10 - Gas Switch (GS)
- 15 - PME Switch (PME)
- 20 - PMT Transformer (PMT)
- 25 - Burd Transformer (BT)
- 26 - Potential Transformer (PT)
- 27 - Current Transformer (CT)
- 28 - Control Power Transformer (CPT)
- 30 - Burd Switch (BS)
- 35 - Cap Bank (CAP)
- 40 - Vacuum Fault Interrupter (VFI)
- 45 - Automatic Recloser (AR)
- 50 - Load Break Fuse (LBF)

Structure Identifier

- 55 - Concrete Pad (PAD)
- 60 - Vault (VLT)
- 65 - PME Structure (PME)
- 70 - Slab Box (SLB)
- 75 - Transformer Pad (PAD)
- 80 - Burd Enclosure (BE)
- 85 - Cap Pad (PAD)
- 90 - VFI Structure (VFI)
- 91 - Surface Operable Enclosure (SOE)
- 92 - Pull Box (PB)
- 93 - Splice Box (SB)
- 94 - Hand Hole (HH)
- 95 - Wood Pole (WP)
- 96 - Manhole (MH)

N
W E
S